

Equipment Lights



Improve Safety and Productivity with Equipment Lights

Road work can be challenging. With the right lights on your Crafco melter, you can keep your crew safe and extend working hours. Crafco offers a wide range of SAE Class I and Class II equipment lights to help improve your crew's safety and productivity. Make your machine stand out with strobe or beacon lights that warn drivers to slow down. Direct traffic with programmable arrow boards. And illuminate your job site with clear, bright LEDs to keep working after dark. Combination kits are also available to fit your needs.

KEY FEATURES

Wide range of lights and light kits to meet your needs

Strobes and beacons to warn drivers

Arrow bars to direct traffic

Work lights to extend working hours



Unclassified

	Arrow Bar	Work Lights	Combo	
EZ Series 1000 EZ Series 1500 Patcher II Patcher 4 Super Shot 60 Super Shot 125 Super Shot 250	 PN# 24503S	 PN# 24511S	 PN# 24515S	
Crack-Vac 2 EZ Series 1500 Double Pumper	 PN# 24503DPS	 PN# 24511DPS	 PN# 24515DPS	



















Class 1

	Strobe	Beacon	Combo	
Patcher II Patcher 4	 PN# 24500S	 PN# 24502S	 PN# 24504S	 PN# 24506S
EZ Series 1000 EZ Series 1500	 PN# 24500S	 PN# 24502S	 PN# 24504S	 PN# 24506DPS
Super Shot 60 Super Shot 125 Super Shot 250	 PN# 24095KCL1	 PN# 24096K	 PN# 24504S	 PN# 24506S
Crack-Vac 2 EZ Series 1500 Double Pumper	 PN# 24500DPS	 PN# 24502DPS	 PN# 24504DPS	 PN# 24506DPS

Combo

Class 1

EZ Series 1000 EZ Series 1500 Patcher II Patcher 4 Super Shot 60 Super Shot 125 Super Shot 250	 PN# 24508S	 PN# 24512S	 PN# 24516S	 PN# 24510S	 PN# 24514S	 PN# 24518S
Crack-Vac 2 EZ Series 1500 Double Pumper	 PN# 24508DPS	 PN# 24512DPS	 PN# 24516DPS	 PN# 24510DPS	 PN# 24514DPS	 PN# 24518DPS

		Strobe	Combo	
Class 2	Patcher II Patcher 4	 PN# 24501S	 PN# 24505S	 PN# 24507S*
	EZ Series 1000 EZ Series 1500	 PN# 24501S	 PN# 24505S	 PN# 24507DPS*
	Super Shot 60 Super Shot 125 Super Shot 250	 PN# 24095K	 PN# 24505S	 PN# 24507S*
	Crack-Vac 2 EZ Series 1500 Double Pumper	 PN# 24501DPS	 PN# 24505DPS	 PN# 24507DPS*
Combo				
Class 2	EZ Series 1000 EZ Series 1500 Patcher II Patcher 4 Super Shot 60 Super Shot 125 Super Shot 250	 PN# 24509S	 PN# 24513S	 PN# 24517S
	EZ Series 1500 Double Pumper Crack-Vac 2	 PN# 24509DPS	 PN# 24513DPS	 PN# 24517DPS

* Beacon Lights are only class 1, and are combined with class 2 strobe lights.

The Society for Automotive Engineers (SAE) has established a standardized classification system for safety and warning lights. The system is referred to as SAE Class and there are two levels for outdoor use: Class 1 and Class 2. SAE Class is determined using the SI unit of measurement, Candela. Candela (cd) is a quantifiable measurement of brightness and refers to the intensity of a single beam of light in a particular direction. The larger the candela value, the greater the intensity and visibility a light is over extended distances.

SAE Class 1 Lights

Most often used for emergency response vehicles such as police, fire and ambulance.

- Candela value greater than 8,100
- 4X more intense than Class 2 lights
- 10X more intense than Class 3 lights
- Meets CA Title 13

SAE Class 2 Lights

Commonly used on utility/service vehicles moving at or below the speed of traffic.

- Candela value close to 4,500
- 2.5X as bright as Class 3 lights

Crafco offers a variety of light types to choose from for your equipment.

Types of Safety Lights Crafco Offers

When designing a lighting plan for a construction work zone, the essential goal is to provide a certain level of illumination for a specific function. Crafco Warning and Safety Lights provide optimum work area illumination while giving oncoming vehicles clear warning of work zones. Our high-quality lights are heavy duty, so they will withstand the demands from everyday use, as well as the weather elements.



Work Lights
LED Quad Work Lights



Strobe Lights
LED Flashing strobe light available in SAE Class 1 and SAE Class 2



Beacons
Rectangular LED minibar available as a Class 1 with programmable flash patterns.



Arrow Bars (Unclassified)
Wide flashing multiple LED bar with programmable directional flash patterns and two brightness levels w/ included control box.



Combination Kits (Classes 1&2)
Available with strobe, beacon, work lights and arrow bar configurations.

©May 2024 Crafco, Inc.