









DESCRIPTION	72W-A037 WHITE FAST DRY ACRYLIC WATERBORNE TRAFFIC SAFETY PAINT
FEDERAL   TD:	595B - 37925
APPLICABLE 	MEETS THE PERFORMANCE OF FEDERAL SPEC. TT-P-1952-E&F, TYPE I
TYPICAL 	ROADWAYS, AIRPORTS AND PARKING LOTS
DRY 	10 MIN. @ 77 F OR 2' WHEN APPLIED @ 140 F. FOR COMPLETE DRYING AND MINIMUM DIRT RETENTION, LOTS SHOULD BE CLOSED TO TRAFFIC FOR TWO HOURS MINIMUM AFTER PAINTING.
/6 2	APPROX. 320 LINEAR FEET OF 4" LINE APPLIED @ 15 MILS. - PER GALLON

TECHNICAL              

**WARNING** To avoid slips and falls, do not use Action Pave traffic marking paint on large pedestrian surfaces or inclined surfaces including, but not limited to, ramps, walkways, stairs, crosswalks, and loading zones. As another example, do not paint an entire traffic stall. When the paint is applied to areas where there may be pedestrian traffic, always apply in conjunction with sufficient anti-slip additives to ensure traction. Failure to add anti-slip additives could contribute to falls that could result in serious injury or death.

**TO INCREASE SLIP RESISTANCE**

Add G3 anti-slip aggregate to any paint that may be exposed to pedestrian traffic. The larger the surface area of paint being applied the greater the need for aggregate. We recommend 4 pounds of G3 aggregate per 100 ft<sup>2</sup>.

See ANSI/NFSI B101.1 & ANSI/NFSI B101.3 for guidance on increasing slip resistance

**GENERAL** 

The following information has been provided as a general guideline for the use and disposal of Action Pave traffic marking paints. It is also very beneficial to run a small test in a non-critical area in order to ensure the surface preparation; weather conditions, equipment and product are suitable and working properly.

**SURFACE PREPARATION**

Care should be taken to ensure that the surface is clean, dry and free of loose material. A simple leaf-blower is typically sufficient to remove gravel and dust in most instances. When applying over previously coated areas, however, take special care to remove any loose or peeling paint. Other surface conditions, such as areas with large amounts of engine oil build-up or existing epoxy coatings, may require a power washing procedure or abrading the surface before application of the paint. New concrete and asphalt should be aged for a minimum of 30 days prior to painting. Use caution when striping over a freshly sealed surface. Sealers can affect the adhesion and cure of traffic marking paints. For more information on the surface, please consult with the supplier or applicator of the surface.

**WEATHER CONDITIONS AND** 

Air temperature, surface temperature, humidity and the weather conditions following application are extremely important factors in the success of the products. Action Pave formulates these coatings to be applied without further reduction. They can also be used in conjunction with the application of glass beads to improve reflectivity without sacrificing other properties. Protect fresh lines from traffic until thoroughly dry. These, as well as all water-based coatings, should not be applied to surfaces less than 50 F, when the relative humidity is greater than 80% and/or less than 24 hr. before any expected precipitation. **AT LOWER TEMPERATURES OR HIGHER HUMIDITY A SIGNIFICANT AMOUNT OF EXTRA TIME WILL BE NEEDED FOR THE PAINTS TO DRY. DO NOT APPLY WHEN TEMPERATURE AND HUMIDITY ARE NEAR OR BELOW THE DEW POINT.**



Tip size, fluid pressure, atomizing air pressure, paint viscosity and paint temperature are all critical to the appearance, consistency, and performance of the paint. The equipment must be matched to the paint being applied in order to achieve the proper film thickness and coverage. When using a water-based product, the equipment must be made with stainless steel or some other material that will not react with the paint and cause application or storage problems. Typical tip sizes for "airless" machines are .019" - .021", while "air-atomized" machines use .086"-.11" at 60 lbs. pressure. For more information please consult with the equipment manufacturer.

**PAINT SELECTION AND SAFETY**

Protect these and all water-based coatings from freezing. Use only paint recommended or specified for each application. Shelter the containers when possible and avoid prolonged outside storage. Agitation of the paints by stirring or shaking should be performed in order to ensure uniform consistency, application and performance. When storing partially filled containers, a small amount of water may be added and allowed to stand on top in order to avoid "skinning". Always be sure the containers are sealed tightly during transporting or storing in order to avoid spillage, risk of fire and solvent evaporation. Keep paints away from heat and flame. Consult the MSDS sheets and/or labels for further safety, first-aid and spill or leak procedures.

**WASTE DISPOSAL**

Comply with all regulations regarding handling, storage, and disposal of all hazardous materials and waste. Consult local agencies or disposal companies for individual instructions and requirements. **Improper disposal of paint and their related materials is illegal and may result in large fines.** Please comply with all regulations and minimize waste whenever possible.

<b>DESCRIPTION:</b>	72W-A037 WHITE FAST DRY WATERBORNE TRAFFIC SAFETY PAINT
<b>FEDERAL COLOR STD:</b>	595B - 37925
<b>VISCOSITY @ 77°F, Kneb Units (KU):</b>	80 – 90
<b>WEIGHT PER GALLON @ 77°F, Lb.:</b>	13.00 ± 0.2
<b>PIGMENT, % By Weight:</b>	53.83 ± 2.0
<b>TOTAL SOLIDS, % By Weight:</b>	69.71 ± 2.0
<b>VOLUME SOLIDS, %:</b>	51.81 ± 2.0
<b>% NVM on Vehicle:</b>	34 ± 2.0
<b>DRY OPACITY, 5 Mil Bird:</b>	0.92 Minimum
<b>DIRECTIONAL REFLECTANCE, %:</b>	85 Minimum
<b>DRY TIME TO NO-PICKUP @ 77°F, Minutes:</b>	10 Maximum
<b>DRY THROUGH @ 90% RH</b>	2 hrs
<b>V.O.C.: (MINUS WATER):</b>	0.75 Lb./Gal. (90.14 g/liter)
<b>CLEAN-UP SOLVENTS:</b>	MIXTURE OF WATER AND MILD HOUSEHOLD DETERGENT
<b>REVISION DATE:</b>	7/26/2022

**THIS PRODUCT DOES NOT CONTAIN LEAD, CHROMIUM OR CADMIUM.**

*Crafco, Inc. • 6165 W. Detroit St. • Chandler, AZ 85226 • Phone: (602) 276-0406 • Fax: (480) 961-0513*

The Product data offered herein are, to the best of our knowledge, true and accurate, but all recommendations are made without warranty, express or implied. Since the conditions of use are beyond our control, neither CRAFTCO, Inc., nor its agents shall be liable for any injury, loss or damage, direct or consequential, arising from the use or the inability to use the product described herein. No person is authorized to make any statement or recommendation not contained in the Product Data, and any such statement or recommendation, if made, shall not bind the Corporation. Further, nothing contained herein shall be construed as a recommendation to use any product in conflict with existing patents, and no license under the claims of any patent is either implied or granted.